

View from back

## TE-STREAM 8 OBD



Petrol injector IN #8	Petrol injector IN #7	Petrol injector IN #6	Petrol injector IN #5	Petrol injector IN #4	Petrol injector IN #3	Petrol injector IN #2	Petrol injector IN #1	GAS injector #8	GAS injector #6	GAS injector #4	GAS injector #3	GAS injector #2	GAS injector #1
Blue White	Yellow White	Brown White	Green White	Blue White	Yellow White	Brown White	Green White	Blue	Brown	Blue	Yellow	Brown	Green
Petrol injector OUT #8	Petrol injector OUT #7	Petrol injector OUT #6	Petrol injector OUT #5	Petrol injector OUT #4	Petrol injector OUT #3	Petrol injector OUT #2	Petrol injector OUT #1	GAS injector #7	GAS injector #5	+12V INPUT and injector power	+12V INPUT and injector power	+12V INPUT and injector power	+12V INPUT and injector power
Blue	Yellow	Brown	Green	Blue	Yellow	Brown	Green	Yellow	Green	Red	Red	Red	Red

Petrol pump	Multi valve	Power supply +12V	CAN+	Lambda	Vap. t°	GAS. t°	GAS Pressure	Vaccum pressure	PC interface RX	PC interface TX	Remote line	Remote line	GAS level
Yellow	Blue	Red	Blue	White	Brown	Brown	White	Yellow	Blue	White	Blue	White	White
GND	GND	CAN-	GND	K-line	GND	L-line	MAP sensor power	GND	USB interface power	GND	Remote power	GND	RPM
Black	Black	Blue White	Black	Blue	Black	Blue White	Red	Black	Red	Black	Brown	Black	Brown

View from back

## TE-STREAM 6 OBD

Wire direction



		Petrol injector IN #6	Petrol injector IN #5	Petrol injector IN #4	Petrol injector IN #3	Petrol injector IN #2	Petrol injector IN #1		GAS injector #6	GAS injector #4	GAS injector #3	GAS injector #2	GAS injector #1
		Brown White	Green White	Blue White	Yellow White	Brown White	Green White		Black	Blue	Yellow	Brown	Green
		Petrol injector OUT #6	Petrol injector OUT #5	Petrol injector OUT #4	Petrol injector OUT #3	Petrol injector OUT #2	Petrol injector OUT #1		GAS injector #5	+12V INPUT and injector power	+12V INPUT and injector power	+12V INPUT and injector power	
		Brown	Green	Blue	Yellow	Brown	Green		Violet	Red	Red	Red	

Petrol pump	Multi valve	Power supply +12V	CAN+	Lambda	Vap. t°	GAS. t°	GAS Pressure	Vaccum pressure	PC interface RX	PC interface TX	Remote line	Remote line	GAS level
Yellow	Blue	Red	Blue	White	Brown	Brown	White	Yellow	Blue	White	Blue	White	White
GND	GND	CAN-	GND	K-line	GND	L-line	MAP sensor power	GND	USB interface power	GND	Remote power	GND	RPM
Black	Black	Blue White	Black	Blue	Black	Blue White	Red	Black	Red	Black	Brown	Black	Brown

View from back

## TE-STREAM 4 OBD

Wire direction































				Petrol injector IN #4	Petrol injector IN #3	Petrol injector IN #2	Petrol injector IN #1		GAS injector #6	GAS injector #4	GAS injector #3	GAS injector #2	GAS injector #1
				Blue White	Yellow White	Brown White	Green White			Blue	Yellow	Brown	Green
				Petrol injector OUT #4	Petrol injector OUT #3	Petrol injector OUT #2	Petrol injector OUT #1			+12V INPUT and injector power	+12V INPUT and injector power	+12V INPUT and injector power	+12V INPUT and injector power
				Blue	Yellow	Brown	Green			Red	Red	Red	Red

























Petrol pump	Multi valve	Power supply +12V	CAN+	Lambda	Vap. t°	GAS. t°	GAS Pressure	Vaccum pressure	PC interface RX	PC interface TX	Remote line	Remote line	GAS level
Yellow	Blue	Red	Blue	White	Brown	Brown	White	Yellow	Blue	White	Blue	White	White
GND	GND	CAN-	GND	K-line	GND	L-line	MAP sensor power	GND	USB interface power	GND	Remote power	GND	RPM
Black	Black	Blue White	Black	Blue	Black	Blue White	Red	Black	Red	Black	Brown	Black	Brown

## TE-STREAM 8

View from back

Wire direction 






















Petrol injector IN #8	Petrol injector IN #7	Petrol injector IN #6	Petrol injector IN #5	Petrol injector IN #4	Petrol injector IN #3	Petrol injector IN #2	Petrol injector IN #1	GAS injector #8	GAS injector #6	GAS injector #4	GAS injector #3	GAS injector #2	GAS injector #1
Blue White	Yellow White	Brown White	Green White	Blue White	Yellow White	Brown White	Green White	Blue	Brown	Blue	Yellow	Brown	Green
													
Petrol injector OUT #8	Petrol injector OUT #7	Petrol injector OUT #6	Petrol injector OUT #5	Petrol injector OUT #4	Petrol injector OUT #3	Petrol injector OUT #2	Petrol injector OUT #1	GAS injector #7	GAS injector #5	+12V INPUT and injector power	+12V INPUT and injector power	+12V INPUT and injector power	+12V INPUT and injector power
Blue	Yellow	Brown	Green	Blue	Yellow	Brown	Green	Yellow	Green	Red	Red	Red	Red
													

























Petrol pump	Multi valve	Power supply +12V		Lambda	Vap. t°	GAS. t°	GAS Pressure	Vaccum pressure	PC interface RX	PC interface TX	Remote line	Remote line	GAS level
Yellow	Blue	Red		White	Brown	Brown	White	Yellow	Blue	White	Blue	White	White
													
GND	GND		GND		GND		MAP sensor power	GND	USB interface power	GND	Remote power	GND	RPM
Black	Black		Black		Black		Red	Black	Red	Black	Brown	Black	Brown
													

## TE-STREAM 6

View from back

Wire direction 

















		Petrol injector IN #6	Petrol injector IN #5	Petrol injector IN #4	Petrol injector IN #3	Petrol injector IN #2	Petrol injector IN #1		GAS injector #6	GAS injector #4	GAS injector #3	GAS injector #2	GAS injector #1
		Brown White	Green White	Blue White	Yellow White	Brown White	Green White		Black	Blue	Yellow	Brown	Green
													
		Petrol injector OUT #6	Petrol injector OUT #5	Petrol injector OUT #4	Petrol injector OUT #3	Petrol injector OUT #2	Petrol injector OUT #1		GAS injector #5	+12V INPUT and injector power	+12V INPUT and injector power	+12V INPUT and injector power	
		Brown	Green	Blue	Yellow	Brown	Green		Violet	Red	Red	Red	
													














Petrol pump	Multi valve	Power supply +12V		Lambda	Vap. t°	GAS. t°	GAS Pressure	Vaccum pressure	PC interface RX	PC interface TX	Remote line	Remote line	GAS level
Yellow	Blue	Red		White	Brown	Brown	White	Yellow	Blue	White	Blue	White	White
													
GND	GND		GND		GND		MAP sensor power	GND	USB interface power	GND	Remote power	GND	RPM
Black	Black		Black		Black		Red	Black	Red	Black	Brown	Black	Brown
													

## TE-STREAM 4

View from back

Wire direction 

				Petrol injector IN #4	Petrol injector IN #3	Petrol injector IN #2	Petrol injector IN #1		GAS injector #6	GAS injector #4	GAS injector #3	GAS injector #2	GAS injector #1
				Blue White	Yellow White	Brown White	Green White			Blue	Yellow	Brown	Green
													
				Petrol injector OUT #4	Petrol injector OUT #3	Petrol injector OUT #2	Petrol injector OUT #1			+12V INPUT and injector power	+12V INPUT and injector power	+12V INPUT and injector power	+12V INPUT and injector power
				Blue	Yellow	Brown	Green			Red	Red	Red	Red
													

Petrol pump	Multi valve	Power supply +12V		Lambda	Vap. t°	GAS. t°	GAS Pressure	Vaccum pressure	PC interface RX	PC interface TX	Remote line	Remote line	GAS level
Yellow	Blue	Red		White	Brown	Brown	White	Yellow	Blue	White	Blue	White	White
													
GND	GND		GND		GND		MAP sensor power	GND	USB interface power	GND	Remote power	GND	RPM
Black	Black		Black		Black		Red	Black	Red	Black	Brown	Black	Brown
